

Perustuslaillisen kriisin varjossa – Yhdysvaltain vuoden 2020 presidentinvaalit

Prof. Benita Heiskanen

Pohjois-Amerikan tutkimuksen John Morton –keskus

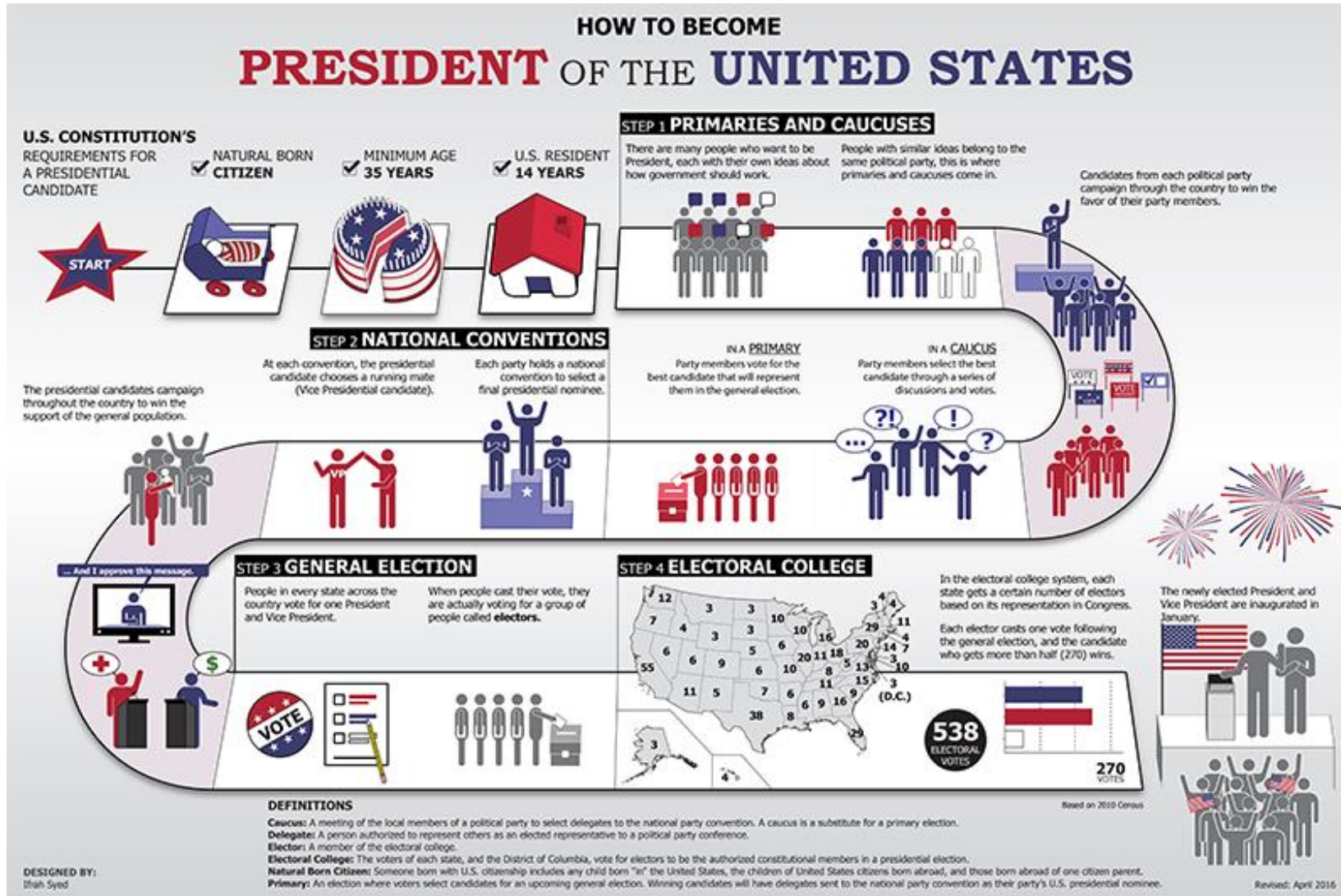
benita.heiskanen@utu.fi

Maanpuolustustiedotuksen suunnittelukunta
Ulko- ja turvallisuuspoliittinen journalistiseminaari, 17.12.2019

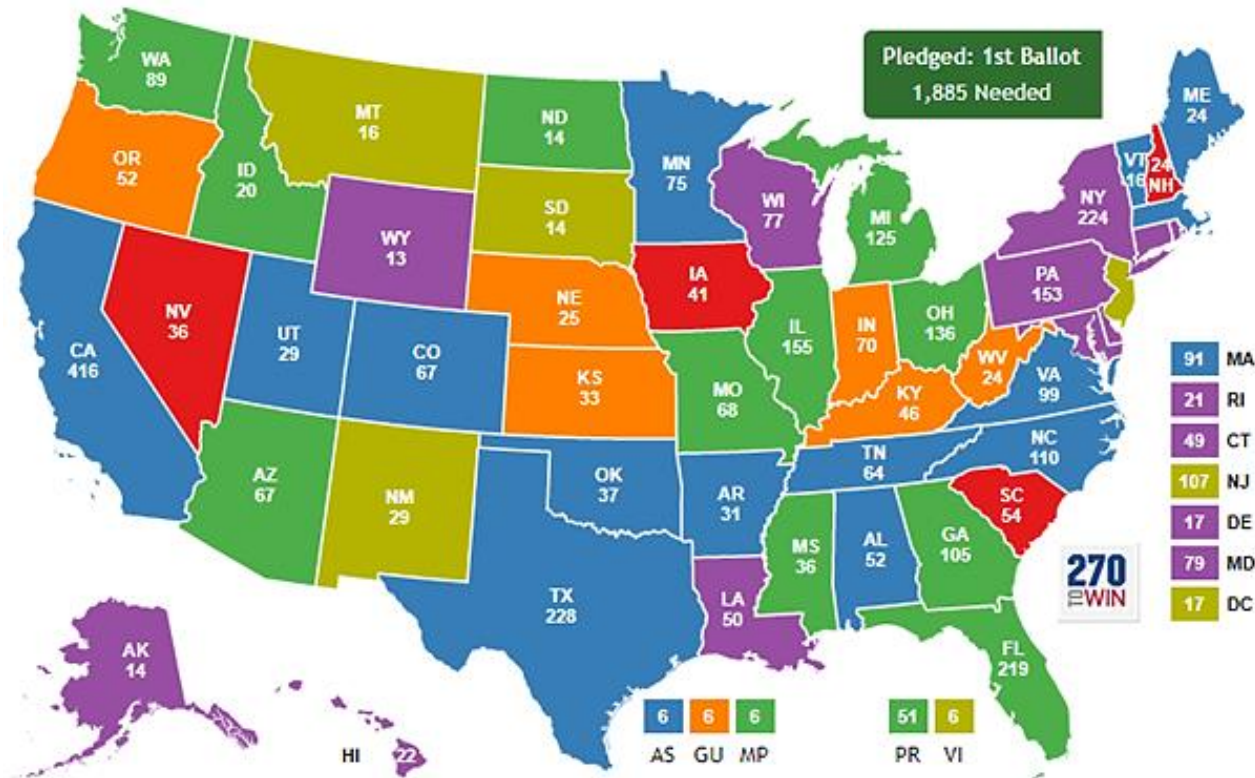


TURUN
YLIOPISTO

Presidentinvaaliprosessi



2020 esivaalien aikataulu



DNC-puoluekokous
13.–16.7.2020, Milwaukee, WI

RNC-puoluekokous
24.–27.8.2020, Charlotte, NC

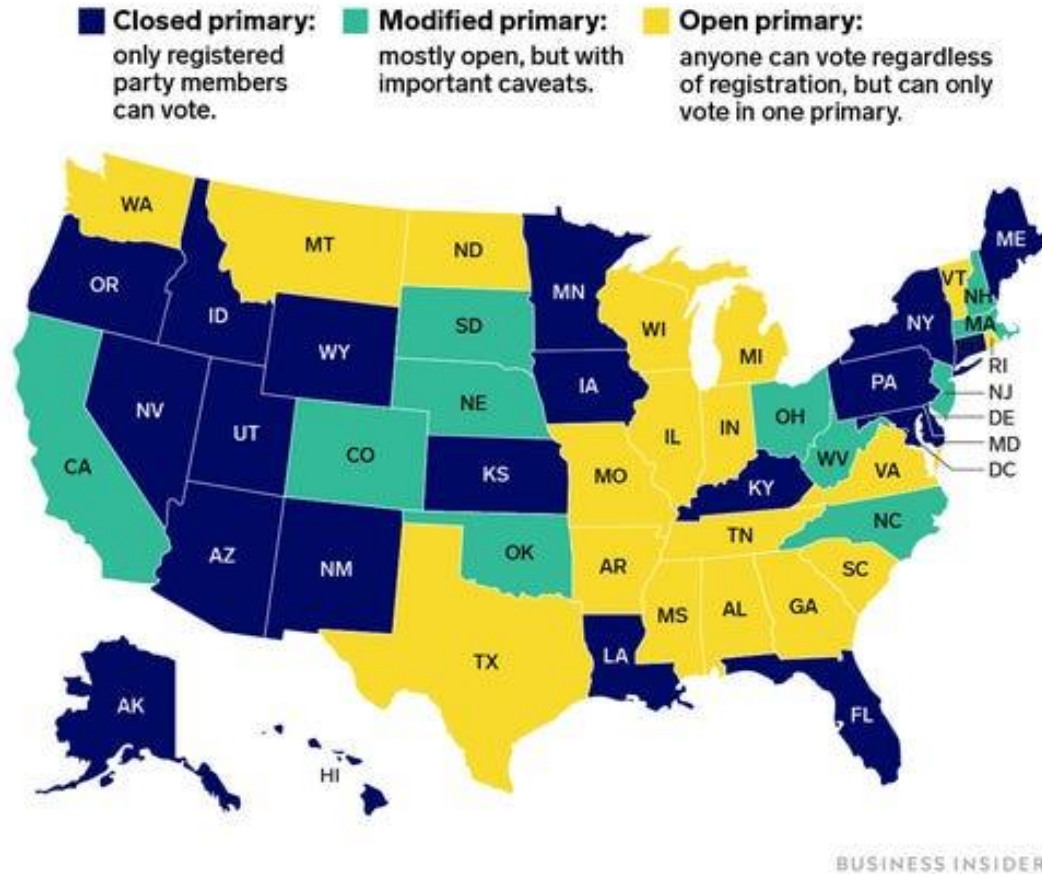
	February	Super Tues	March 4-31	April	May	June
Contests	4	16	13	11	7	6
Delegates	155	1,358	1,091	719	256	189
% Delegates	4.1%	36.0%	29.0%	19.1%	6.8%	5.0%
Cumulative %	4.1%	40.2%	69.1%	88.2%	95.0%	100.0%

Kuva: 270twin.com

https://www.270twin.com/news/2019/08/03/democrats-2020-primary-caucus-calendar-nears-completion_833.html

Demokraattien esivaalit

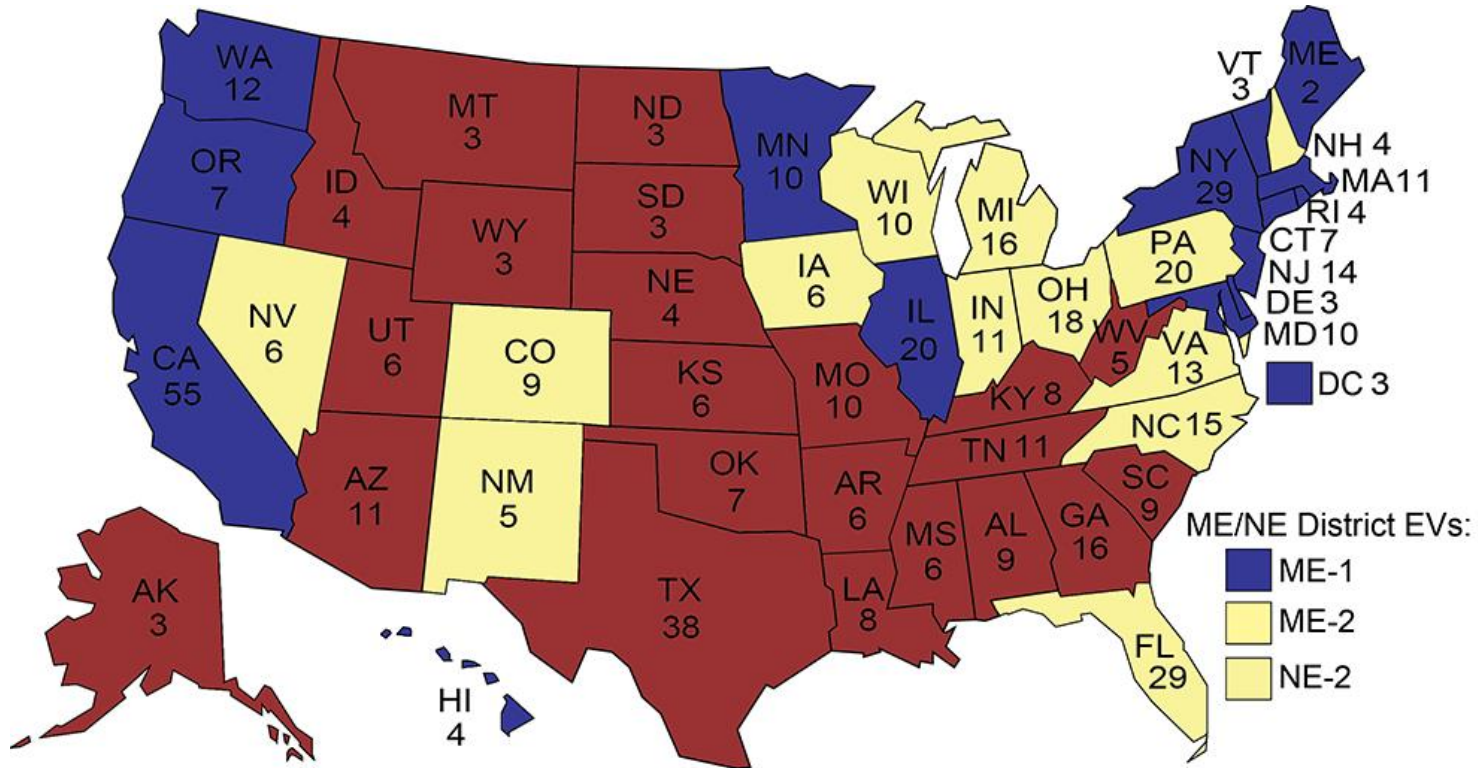
States where you have to register as a Democrat to vote in the primaries



Kuva: Ruobing Su/Business Insider

<https://www.businessinsider.com/which-states-have-open-or-closed-democratic-primaries-2019-11?r=US&IR=T>

Äänestyskäyttäytyminen osavaltioittain, 2000–2016



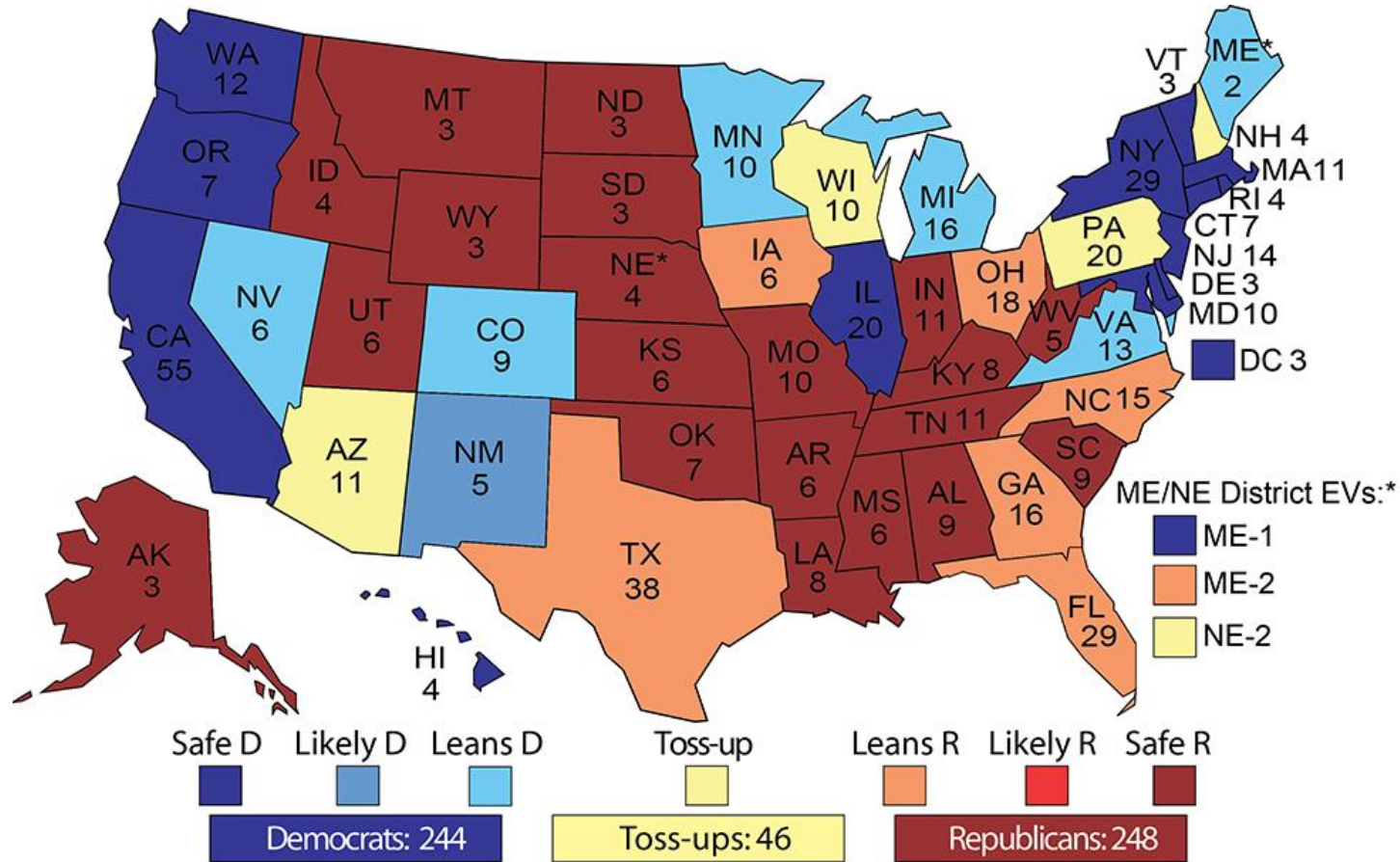
Voted Dem 2000-2016: 195

Voted GOP 2000-2016: 179

Voted for each party at least once: 2000-2016: 164

©2019 UVA Center for Politics

UVA Center for Politics – 2020 ennuste



*Two states, Maine and Nebraska, award electoral votes by congressional districts (all others are awarded winner-take-all statewide). Nebraska's two statewide electoral votes, and two of its three districts, are rated Safe Republican. Maine's statewide votes are rated Leans Democratic. The ratings for Maine's two districts, and Nebraska's one competitive district, are listed separately.

©2019 UVA Center for Politics

Kuva: Rasmussen Reports

https://www.rasmussenreports.com/public_content/political_commentary/commentary_by_kyle_kondik/the_2020_electoral_college_our_first_look




Republikaanihaastajat

Bill Weld




Kuva: Reuters

Joe Walsh



Kuva: Reuters

Roque De La Fuente


















Kuva: rocky101.com

John Kasich?



Kuva: Reuters

Demokraattihdokkaat

 <p>Joe Biden 77 years old Obama's VP Barack Obama picked... ↗</p>	 <p>Elizabeth Warren 70 years old Wall St critic Elizabeth Warren has... ↗</p>	 <p>Bernie Sanders 78 years old Mr Anti-Establishment The Vermont senator... ↗</p>	 <p>Pete Buttigieg 37 years old Impressive millennial Pete Buttigieg isn't the... ↗</p>	 <p>Andrew Yang 44 years old Tech entrepreneur Yang is a technology... ↗</p>	 <p>Amy Klobuchar 59 years old Folksy senator Amy Klobuchar may n... ↗</p>	 <p>Cory Booker 50 years old Gifted speaker Cory Booker is a prodi... ↗</p>	 <p>Tulsi Gabbard 38 years old Iraq veteran Tulsi Gabbard, born in... ↗</p>
 <p>Tom Steyer 62 years old Billionaire tycoon Tom Steyer is a hedg... ↗</p>	 <p>Julian Castro 45 years old Ex-Obama ally It wasn't long ago that... ↗</p>	 <p>Michael Bloomberg 77 years old Wealthy ex-mayor Michael Bloomberg off... ↗</p>	 <p>Deval Patrick 63 years old Last-minute longshot Former Massachusett... ↗</p>	 <p>John Delaney 56 years old Ex-tech entrepreneur John Delaney was offi... ↗</p>	 <p>Marianne Williamson 67 years old Spiritual counsellor Marianne Williamson i... ↗</p>	 <p>Michael Bennet 55 years old Soft-spoken moderate Michael Bennet, a two... ↗</p>	

Kuvat: BBC News

Demokraattien kärkihaastajat



Kuva: BBC News

Kansallisten gallupien keskiarvot, 9.12.2019

Buttigieg leads close races in Iowa and New Hampshire

Polling averages in Iowa and New Hampshire over the past six weeks for candidates who qualified for the November debate and are still running

IOWA		NEW HAMPSHIRE	
CANDIDATE	AVERAGE	CANDIDATE	AVERAGE
Pete Buttigieg	21.4%	Pete Buttigieg	18.3%
Elizabeth Warren	19.0	Elizabeth Warren	17.9
Bernie Sanders	17.2	Bernie Sanders	17.0
Joe Biden	16.4	Joe Biden	16.6
Amy Klobuchar	4.6	Tulsi Gabbard	4.2
Andrew Yang	2.9	Amy Klobuchar	3.1
Tom Steyer	2.6	Andrew Yang	3.1
Tulsi Gabbard	2.2	Tom Steyer	2.7
Cory Booker	1.4	Cory Booker	1.8

Averages based on polls of likely Democratic voters conducted between Oct. 28 and Dec. 6, which includes six polls of Iowa and five polls of New Hampshire.

SOURCE: POLLS

Biden leads in both Nevada and South Carolina

Polling averages in Nevada and South Carolina over the past six weeks for candidates who qualified for the November debate and are still running

NEVADA		SOUTH CAROLINA	
CANDIDATE	AVERAGE	CANDIDATE	AVERAGE
Joe Biden	29.0%	Joe Biden	38.0%
Elizabeth Warren	20.1	Elizabeth Warren	13.3
Bernie Sanders	19.7	Bernie Sanders	12.0
Pete Buttigieg	7.3	Pete Buttigieg	5.7
Tom Steyer	3.6	Tom Steyer	5.0
Andrew Yang	3.1	Cory Booker	2.0
Amy Klobuchar	1.8	Andrew Yang	1.7
Cory Booker	1.1	Tulsi Gabbard	1.0
Tulsi Gabbard	1.1	Amy Klobuchar	1.0

Averages based on polls of likely Democratic voters conducted between Oct. 28 and Dec. 6, which includes four polls of Nevada and three polls of South Carolina.

SOURCE: POLLS

Kuvat: FiveThirtyEight

https://fivethirtyeight.com/features/whos-leading-the-democratic-primary-in-the-first-four-states/?cid=referral_taboola_feed



Virkarikossyyteprosessi



Kuva: WIS News

<https://www.wistv.com/2019/09/25/politics-explained-what-is-impeachment-is-that-happening-now/>

Kiitos!



**TURUN
YLIOPISTO**

JMC

The John Morton Center for
North American Studies



www.utu.fi/jmc



www.facebook.com/JMCutu



@JMC_utu